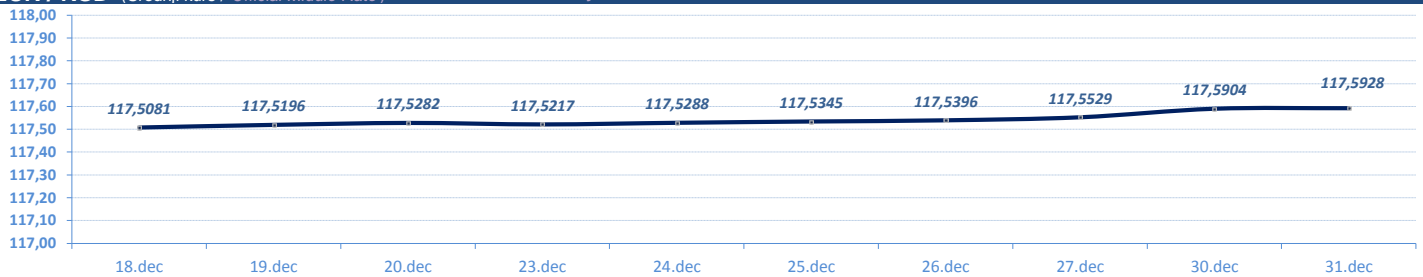


VESTI / NEWS

- ▶ **SREDNJI KURS EUR/RSD**: Dinar oslabio u odnosu na evro za 0,0024 dinara, srednji kurs **117,5928**. Obim međubankarske trgovine evrom na dan 30. decembar do 12:30h iznosio je 17,2 miliona evra. NBS intervenisala na međubankarskom tržištu kupovinom 30 miliona evra (od početka godine ukupno prodala 405 miliona evra i kupila 3.100 miliona evra).
- ▶ **BEOGRADSKA BERZA**: Indeksi zabeležili rast vrednosti, BELEX15 viši za 1,23 odsto, BELEXline za 0,79%. Promet **manji** u odnosu na prethodni dan, na regulisanom tržištu najviše trgovano akcijama Komerijalne banke, NIS-a, Aerodroma Nikola Tesla, Vode Vrnjci i Valjaonice bakra Sevojno.

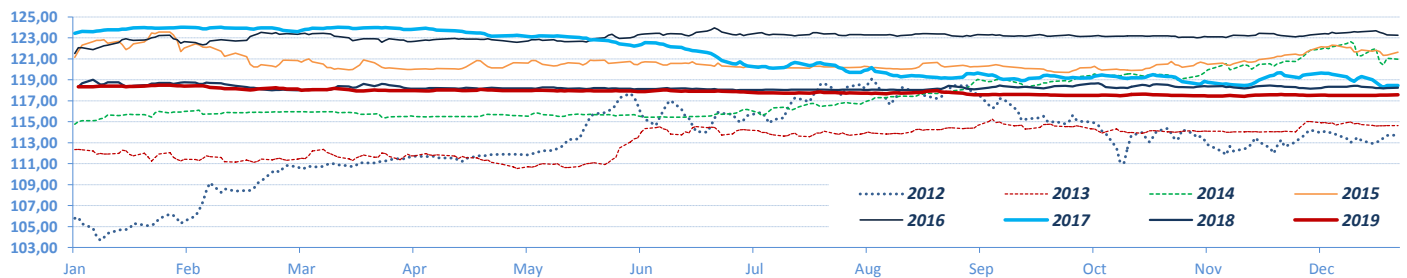
DEVIZNO TRŽIŠTE / FX MARKET

EUR / RSD (Srednji kurs / Official Middle Rate) ▶ 10 dana / 10 days

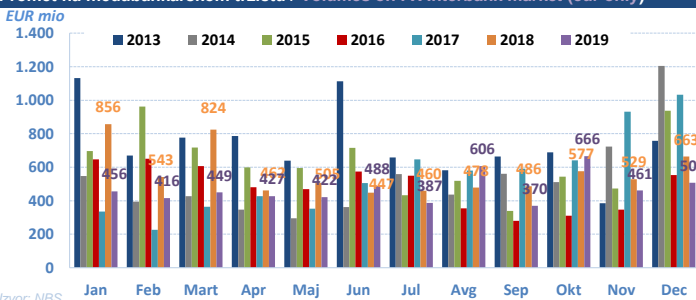


Izvor/Source: NBS

EUR / RSD (Srednji kurs / Official middle rate) ▶ Jan -

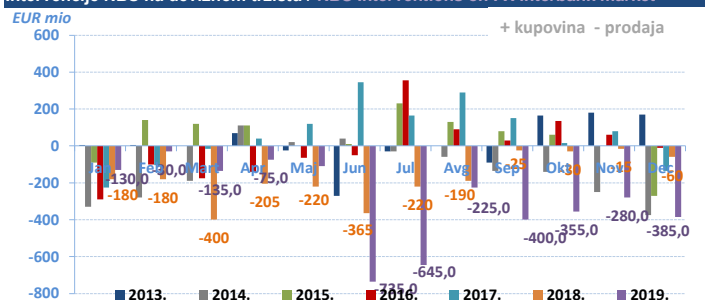


Promet na međubankarskom tržištu / Volumes on FX Interbank market (eur only)

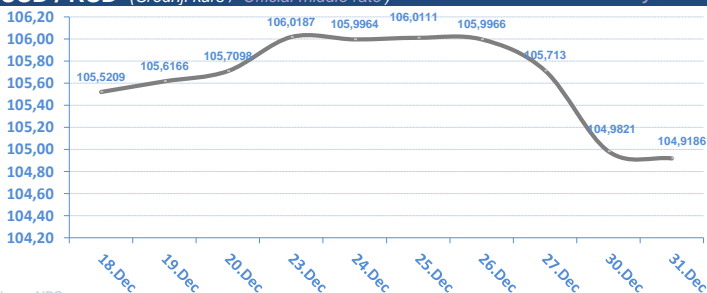


Izvor: NBS

Intervencije NBS na deviznom tržištu / NBS Interventions on FX interbank market

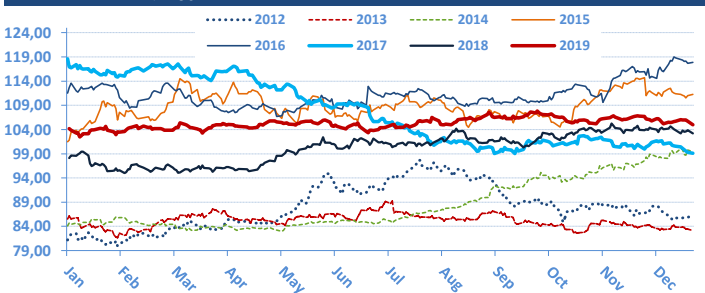


USD / RSD (Srednji kurs / Official middle rate) ▶ 10 dana / 10 days



Izvor: NBS

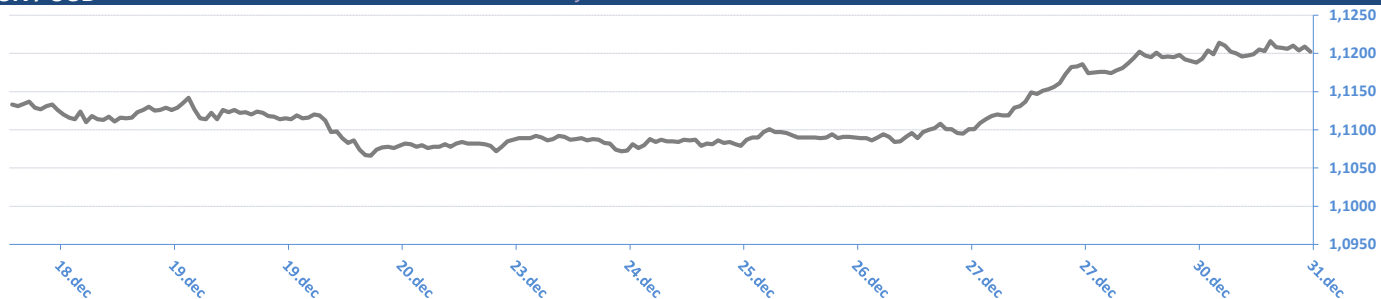
▶ Jan -



Monthly change	EUR/RSD	%	USD/RSD	%	Yearly change	EUR/RSD	%	USD/RSD	%
02.12.19	117,5665	0,04%	106,6943	1,33%	31.12.19	117,5928	-0,63%	104,9186	6,91%
01.11.19	117,5235	0,01%	105,2889	-2,38%	03.01.19	118,3439	0,00%	104,1851	6,16%
01.10.19	117,5135	-0,17%	107,8600	0,70%	03.01.18	118,3431	-4,14%	98,1367	-17,25%
02.09.19	117,7193	-0,02%	107,1149	0,55%	04.01.17	123,4512	1,59%	118,6004	6,34%
01.08.19	117,7449	-0,12%	106,5275	2,44%	04.01.16	121,5145	0,30%	111,5324	9,90%
01.07.19	117,8875	-0,04%	103,9939	-1,42%	05.01.15	121,1543	5,58%	101,4863	20,72%
03.06.19	117,9288	-0,03%	105,4914	-0,08%	03.01.14	114,7559	2,14%	84,0641	-1,67%
03.05.19	117,9626	-0,01%	105,5783	0,57%	03.01.13	112,3495	6,20%	85,4889	5,32%
01.04.19	117,9759	-0,13%	104,9794	1,06%	04.01.12	105,7880	-0,21%	81,1693	2,16%
01.03.19	118,1291	-0,25%	103,8772	0,32%	04.01.11	106,0156	10,47%	79,4541	18,48%
01.02.19	118,4266	0,07%	103,5469	-0,61%	04.01.10	95,9679	7,17%	67,0635	4,25%
03.01.19	118,3439	0,10%	104,1851	0,14%	05.01.09	89,5436	12,27%	64,3273	18,68%
03.12.18	118,2313		104,0402		03.01.08	79,7577		54,2016	

EUR / USD

► 10 dana / 10 days

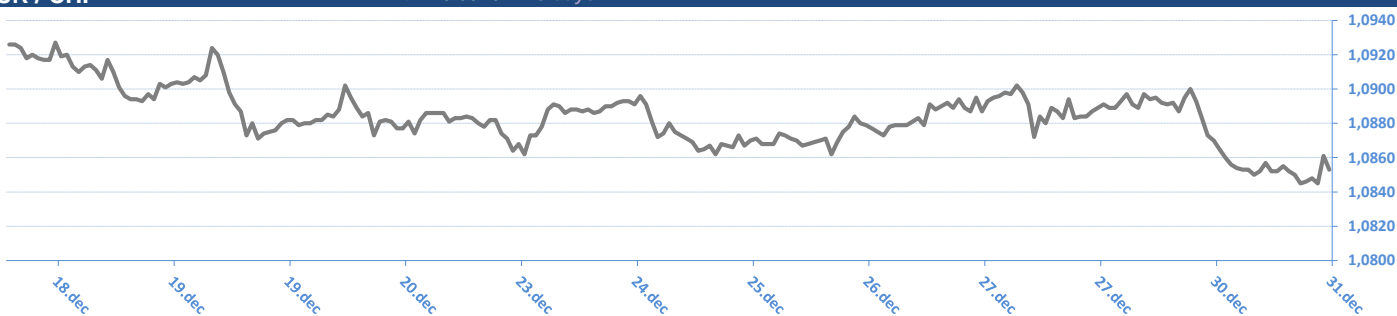


EUR / USD



EUR / CHF

► 10 dana / 10 days



EUR / CHF



Izvor / Source: Reuters

31.12.2019 09:10:41

EUR / XX

Valutni par / CCY pair	Kupovni/BID	Prodajni/ASK
EUR/USD	1,1203	1,1207
EUR/JPY	121,7500	121,7900
EUR/GBP	0,8530	0,8532
EUR/CHF	1,0855	1,0856
EUR/DKK	7,4697	7,4702
EUR/NOK	9,8623	9,8653
EUR/SEK	10,4767	10,4787
EUR/CAD	1,4619	1,4624
EUR/AUD	1,5990	1,5992
EUR/HUF	330,7600	331,1600
EUR/CZK	25,4050	25,4100
EUR/PLN	4,2550	4,2564
EUR/HRK	7,4480	7,4520
EUR/RUB	69,4917	69,5774
EUR/NZD	1,6653	1,6656

USD / XX

Valutni par / CCY pair	Kupovni/BID	Prodajni/ASK
USD/EUR	0,8923	0,8923
USD/JPY	108,6400	108,6700
USD/GBP	0,7613	0,7615
USD/CHF	0,9686	0,9687
USD/DKK	6,6664	6,6674
USD/NOK	8,8009	8,8069
USD/SEK	9,3498	9,3528
USD/CAD	1,3045	1,3049
USD/AUD	1,4267	1,4273
USD/HUF	295,1900	295,5900
USD/CZK	22,6660	22,6830
USD/SKK	21,5460	21,6000
USD/PLN	3,7979	3,7989
USD/HRK	6,6444	6,6494
USD/RUB	62,0100	62,0600
USD/NZD	1,4857	1,4861

* Međunarodno devizno međubankarsko tržište / International FX Interbank Market

Izvor / Source: Reuters

EURIBOR

SW	-0,490
1M	-0,447
3M	-0,388
6M	-0,325
1Y	-0,240

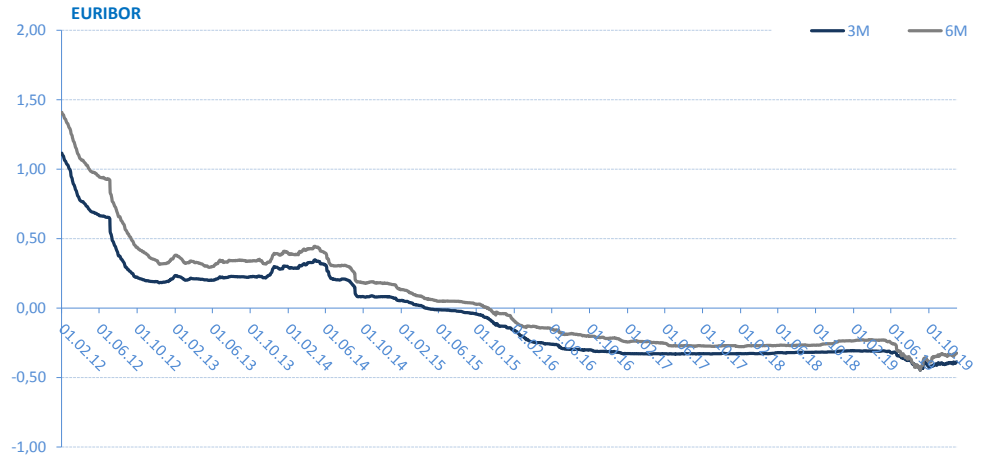
* Izvor: Reuters; Objavljeno prethodnog radnog dana

Kamatne stope Centralnih Banaka

Interest rates of Central banks

CB	Kamatna stopa / Interest rate
USD	1,75
EUR	0,00
GBP	0,75
CAD	1,75
AUD	0,75
JPY	0,10

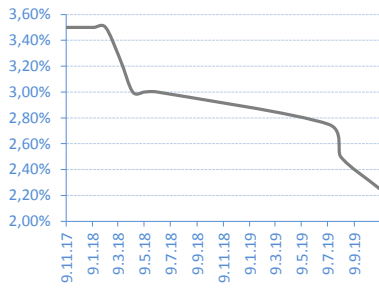
* Izvor: Reuters; Objavljeno prethodnog radnog dana



REFERENTNA KAMATNA STOPA NBS / NBS Key Policy Rates

Date	Rate	Change (%)
07.11.19	2,25%	-10,00%
08.08.19	2,50%	-9,09%
11.07.19	2,75%	-8,33%
08.06.18	3,00%	0,00%
10.05.18	3,00%	0,00%
12.04.18	3,00%	-7,69%
14.03.18	3,25%	-7,14%
08.02.18	3,50%	0,00%
11.01.18	3,50%	0,00%
07.12.17	3,50%	

* Izvor/Source : NBS



BEONIA

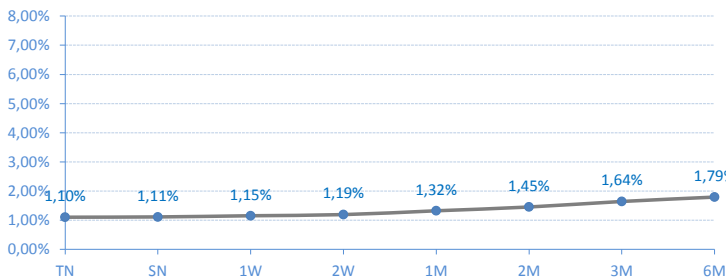
Date	Rate	Change (%)
30.12.19	1,04%	0,00%
27.12.19	1,04%	-0,95%
26.12.19	1,05%	-0,94%
25.12.19	1,06%	-0,93%
24.12.19	1,07%	0,94%
23.12.19	1,06%	0,95%
20.12.19	1,05%	1,94%
19.12.19	1,03%	0,98%
18.12.19	1,02%	0,00%
17.12.19	1,02%	

* Izvor/Source : Reuters; Objavljeno prethodnog radnog dana / Published on previous working day



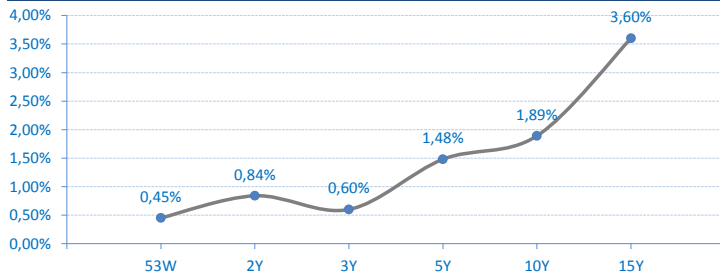
Kamatne stope/Prinos na tržištu / Market Interest Rates

Belibor



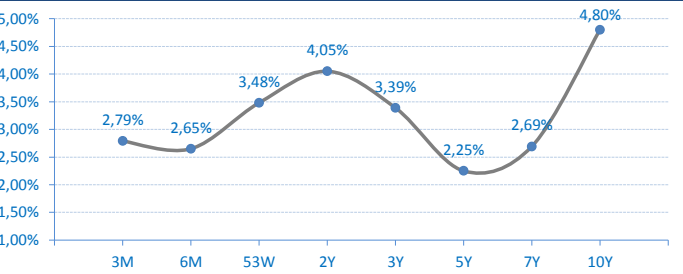
Državne HOV Republike Srbije u Euvrima - prinosi sa poslednje aukcije

Government bonds (EUR) of Republic of Serbia - yield on last primary auction



Državne HOV Republike Srbije u Dinarima - prinosi sa poslednje aukcije

Government bonds (RSD) of Republic of Serbia - yield on last primary auction



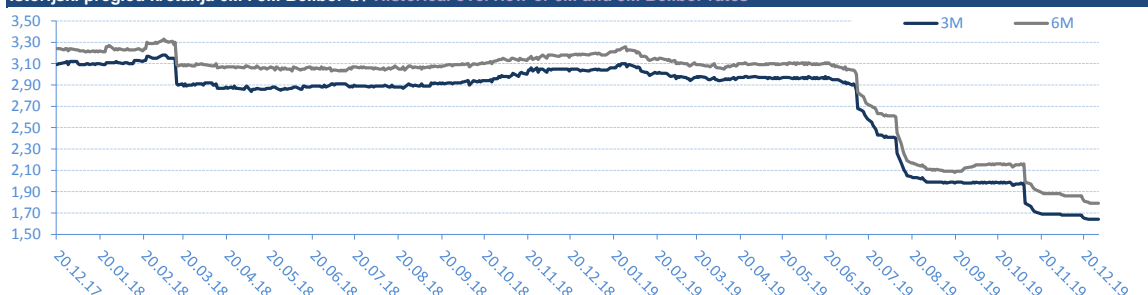
BELIBOR

Trenutne stope / Current rates

TN	1,10%
SN	1,11%
1W	1,15%
2W	1,19%
1M	1,32%
2M	1,45%
3M	1,64%
6M	1,79%

* Izvor/Source : Reuters; Objavljeno prethodnog radnog dana / Published on previous working day

Istorijski pregled kretanja 6M i 3M Belibor-a / Historical overview of 6M and 3M Belibor rates



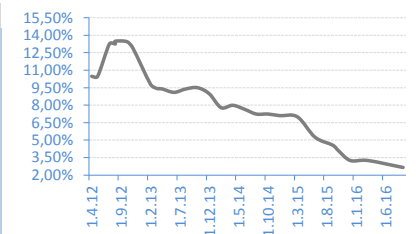
T-BILLS 3M - RSD

Date	Rate	Realisation
14.01.16	2,79%	100,00%
05.11.15	2,94%	100,00%
15.10.15	3,00%	92,18%
06.08.15	4,40%	96,26%
16.07.15	4,79%	98,47%
07.05.15	5,63%	92,92%
16.04.15	6,45%	100,00%
05.02.15	6,95%	45,05%



T-BILLS 6M - RSD

Date	Rate	Realisation
01.09.16	2,65%	23,03%
03.03.16	3,25%	96,46%
03.12.15	3,25%	97,22%
08.10.15	4,09%	100,00%
03.09.15	4,57%	87,90%
04.06.15	5,25%	93,30%
05.03.15	7,00%	21,33%
04.12.14	7,10%	100,00%



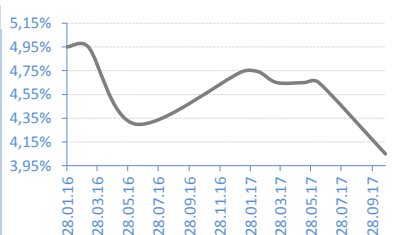
T-BILLS 53W - RSD

Date	Rate	Realisation
06.02.17	3,48%	17,91%
21.12.16	3,49%	32,22%
15.11.16	3,57%	45,64%
28.09.16	3,58%	52,92%
27.07.16	3,59%	49,07%
07.06.16	4,01%	78,06%
15.03.16	4,01%	16,73%
02.02.16	4,09%	63,42%



G-BONDS 2Y - RSD

Date	Rate	Realisation
24.10.17	4,05%	116,30%
13.06.17	4,65%	51,56%
16.05.17	4,65%	43,95%
21.03.17	4,65%	100,00%
13.02.17	4,74%	78,80%
10.01.17	4,74%	23,25%
13.06.16	4,30%	95,67%
10.03.16	4,95%	56,41%



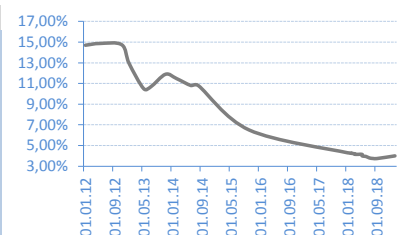
G-BONDS 3Y - RSD

Date	Rate	Realisation
11.06.19	3,39%	62,60%
23.04.19	3,68%	88,70%
19.03.19	3,69%	112,71%
20.02.19	3,73%	120,53%
15.01.19	3,73%	60,94%
28.02.18	3,80%	100,00%
30.01.18	3,88%	34,77%
06.11.17	4,29%	97,97%



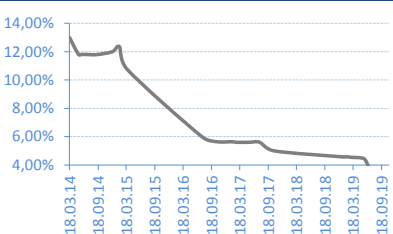
G-BONDS 5Y - RSD

Date	Rate	Realisation
10.12.19	2,25%	74,90%
05.02.19	4,00%	105,83%
11.09.18	3,74%	98,60%
14.08.18	3,75%	65,62%
17.07.18	3,80%	40,58%
05.06.18	3,95%	35,67%
22.05.18	3,99%	26,18%
08.05.18	4,15%	97,00%



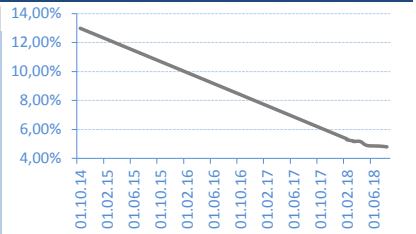
G-BONDS 7Y - RSD

Date	Rate	Realisation
05.11.19	2,69%	100,00%
01.10.19	3,40%	247,35%
03.09.19	3,40%	51,86%
06.08.19	3,50%	47,86%
09.07.19	3,59%	153,64%
04.06.19	4,37%	267,04%
07.05.19	4,50%	134,27%
10.04.19	4,52%	75,42%



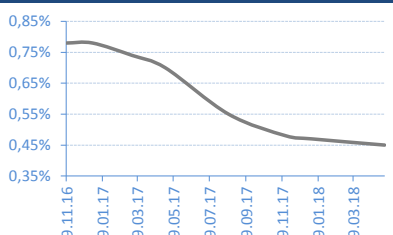
G-BONDS 10Y - RSD

Date	Rate	Realisation
07.08.18	4,80%	26,87%
10.07.18	4,85%	36,97%
15.05.18	4,90%	96,72%
03.04.18	5,17%	26,55%
20.03.18	5,17%	83,61%
06.03.18	5,20%	203,57%



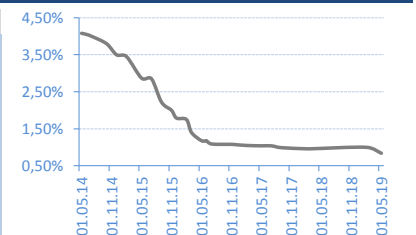
T-BILLS 53W - EUR

Date	Rate	Realisation
21.05.18	0,45%	100,00%
18.01.18	0,47%	98,00%
05.12.17	0,48%	100,00%
30.08.17	0,55%	50,00%
15.05.17	0,70%	91,30%
20.03.17	0,74%	60,00%
12.01.17	0,78%	46,20%
29.11.16	0,78%	100,00%



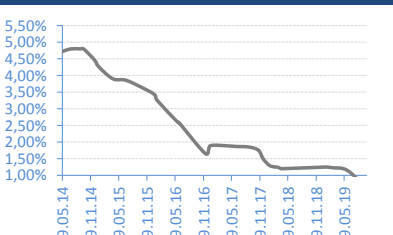
G-BONDS 2Y - EUR

Date	Rate	Realisation
27.05.19	0,84%	148,40%
19.02.19	1,00%	142,00%
22.03.18	0,96%	25,62%
01.02.18	0,96%	52,00%
14.09.17	0,99%	53,60%
12.07.17	1,04%	16,80%
23.05.17	1,04%	99,00%
14.02.17	1,05%	95,35%



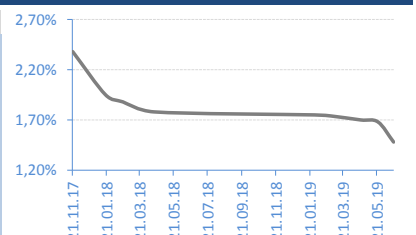
G-BONDS 3Y - EUR

Date	Rate	Realisation
23.10.19	0,60%	100,00%
18.06.19	1,15%	59,14%
12.03.19	1,23%	50,04%
23.01.19	1,25%	32,10%
20.04.18	1,20%	35,96%
28.03.18	1,24%	99,29%
02.02.18	1,29%	100,00%
21.12.17	1,49%	100,00%



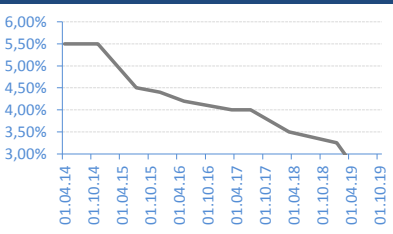
G-BONDS 5Y - EUR

Date	Rate	Realisation
20.06.19	1,48%	47,86%
23.05.19	1,68%	77,32%
22.04.19	1,70%	19,90%
27.02.19	1,74%	37,84%
29.01.19	1,75%	41,25%
16.04.18	1,78%	52,41%
19.02.18	1,88%	79,99%
19.01.18	1,95%	80,28%



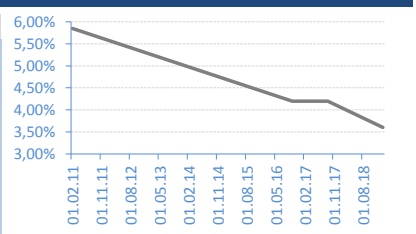
G-BONDS 10Y - EUR

Date	Rate	Realisation
09.10.19	1,89%	100,00%
16.01.19	3,25%	139,40%
26.03.18	3,50%	86,85%
13.07.17	4,00%	42,95%
15.03.17	4,00%	65,60%
25.05.16	4,20%	96,00%
04.12.15	4,40%	100,00%
28.07.15	4,50%	76,77%



G-BONDS 15Y - EUR

Date	Rate	Realisation
06.02.19	3,60%	100,00%
06.09.17	4,20%	70,13%
19.10.16	4,20%	100,00%



AKCIJE / Shares - REGULISANO TRŽIŠTE / REGULATED MARKET

Najtrgovanije HOV / Most Active

	Symbol	Closing price	% Change	Open	Max	Min	No of Trades	Volume	Volume RSD
Komercijalna banka a.d. Beograd	KMBN	3.278	1,74%	3.248	3.280	3.248	10	5.500	18.031.372
NIS a.d. Novi Sad	NIIS	748	0,81%	735	750	735	52	5.357	4.007.601
Aerodrom Nikola Tesla a.d. Beograd	AERO	949	4,98%	871	999	871	29	1.606	1.523.922
Voda Vrnjci a.d. Vrnjackska Banja	VDAV	4.970	-0,44%	4.970	4.970	4.970	1	90	447.300
Valjaonica bakra Sevojno a.d. Sevojno	VBSE	3.000	3,06%	2.911	3.000	2.911	6	90	269.100

Dobitnici / Gainers

	Symbol	Closing price	% Change	Open	Max	Min	No of Trades	Volume	Volume RSD
Aerodrom Nikola Tesla a.d. Beograd	AERO	949	4,98%	871	999	871	29	1.606	1.523.922
Valjaonica bakra Sevojno a.d. Sevojno	VBSE	3.000	3,06%	2.911	3.000	2.911	6	90	269.100
Fintel energija a.d. , Beograd	FINT	620	1,81%	620	620	620	1	3	1.860
Komercijalna banka a.d. Beograd	KMBN	3.278	1,74%	3.248	3.280	3.248	10	5.500	18.031.372
NIS a.d. Novi Sad	NIIS	748	0,81%	735	750	735	52	5.357	4.007.601

Gubitnici / Decliners

	Symbol	Closing price	% Change	Open	Max	Min	No of Trades	Volume	Volume RSD
Komercijalna banka a.d. Beograd	KMBNPB	900	-9,09%	900	900	900	1	5	4.500
Impol Seval a.d. Sevojno	IMPL	3.332	-4,77%	3.350	3.350	3.330	6	73	243.262
Philip Morris Operations a.d. Nis	DINNPB	5.382	-0,68%	5.382	5.382	5.382	1	8	43.056
Voda Vrnjci a.d. Vrnjackska Banja	VDAV	4.970	-0,44%	4.970	4.970	4.970	1	90	447.300

AKCIJE / SHARES - MTP

Najtrgovanije HOV / Most Active

	Symbol	Closing price	% Change	Bid (Volume)	Ask (Volume)	No of Trades	Volume	Volume RSD
Putevi a.d. Uzice	PUUE	116	-35,20%	122	110	116	39	5.730
Rudo a.d. Beograd	RUDO	155	3,33%	155	155	155	1	108
Trgopromet a.d. Subotica	TRGOM	950	0,11%	950	950	950	1	30
Geosonda - Fundiranje a.d. Beograd	GSFD	565	-7,83%	565	565	565	1	25
Telefonkabl a.d. Beograd	TLKB	10.000	0,00%	10000	10000	10000	2	25

Dobitnici / Gainers

	Symbol	Closing price	% Change	Bid (Volume)	Ask (Volume)	No of Trades	Volume	Volume RSD
Rudo a.d. Beograd	RUDO	155	3,33%	155	155	155	1	108
Trgopromet a.d. Subotica	TRGOM	950	0,11%	950	950	950	1	30

Gubitnici / Decliners

	Symbol	Closing price	% Change	Bid (Volume)	Ask (Volume)	No of Trades	Volume	Volume RSD
Putevi a.d. Uzice	PUUE	116	-35,20%	122	110	116	39	5.730
Geosonda - Fundiranje a.d. Beograd	GSFD	565	-7,83%	565	565	565	1	25
Min Div a.d. Svrlijig	SVRL	645	-1,23%	645	645	645	1	20

Kontakt / Contacts:

Srđan Tomašević

srđjan.tomasevic@erstebank.rs

Trgovanje / Trading

011/220 9116

Aleksandar Zarić

aleksandar.zaric@erstebank.rs

Prodaja / Sales

011/220 9198

Aleksandra Parčetić

aleksandra.parcetic@erstebank.rs

Brokersko poslovanje / Brokerage

011/220 9159

Vladimir Vulević

vladimir.vulevic@erstebank.rs

Podrška i Razvoj / Support and Development

011 / 201 50 50

Nenad Đurović

nenad.djurovic@erstebank.rs

Trgovanje / Trading

011/ 220 9115

Dušan Stević

dusan.stevic@erstebank.rs

Prodaja / Sales

011/220 9118

Goran Sladoje

goran.sladoje@erstebank.rs

Prodaja / Sales

011/ 220 9132

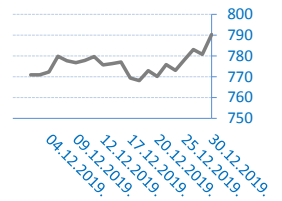
Izveštaj sačinio / Prepared by: Sektor sredstava / Treasury division

Informacije i cene iz ovog pregleda dobijene su iz izvora za koje verujemo da su pouzdani ali ne garantujemo njihovu tačnost i potpunost. Navedene informacije su važeće samo u trenutku njihovog sastavljanja a objavljuju se u ciju opšteg informisanja, pri čemu ne predstavljaju bilo kakav oblik investicionog saveta niti preporuke za investiranje niti na bilo koji način obavezuju Erste Bank ad Novi Sad u pogledu odgovornosti za štetu nastalu upotrebom informacija iz ovog pregleda.

The information and prices in this review are obtained from sources that we believe are reliable, but we do not guarantee their accuracy and completeness. The mentioned information is valid only at the time of their compilation and are published in the general information, whereby they do not represent any form of investment advice or recommendations for investing or in any way obligate Erste Bank ad Novi Sad in respect of liability for damages arising from the use of information referred to in of this review.

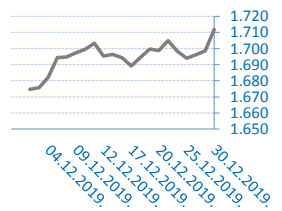
BELEX15

Vrednost / Value	790,33
Promena / Change	9,64
%	1,23%



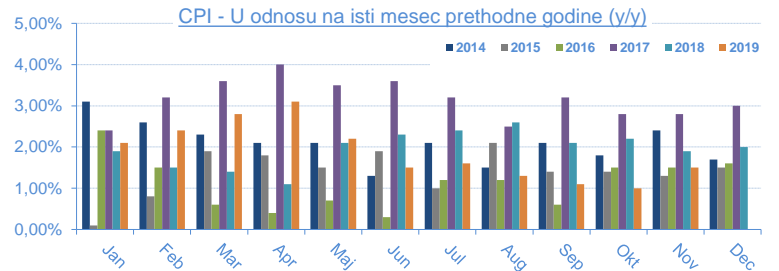
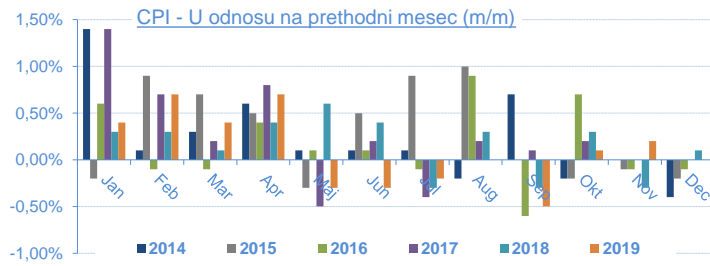
BELEXline

Vrednost / Value	1.711,86
Promena / Change	13,35
%	0,79%



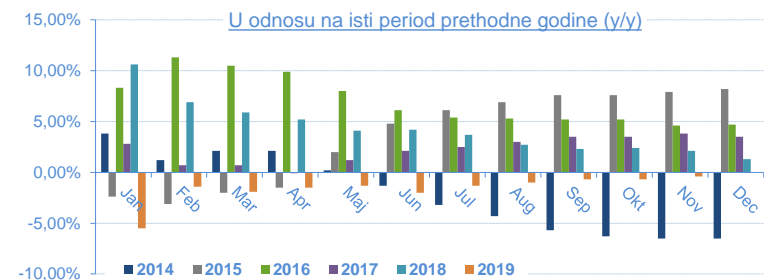
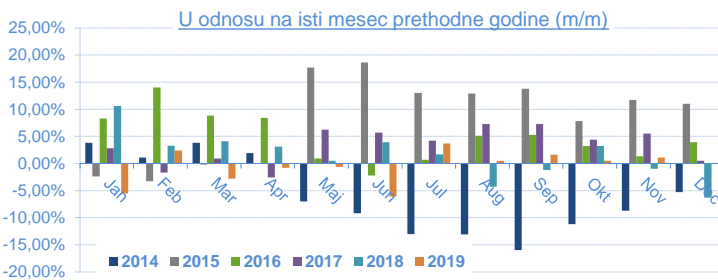
Indeks potrošačkih cena (Consumer Price Index - CPI) / 2018

	Jan	Feb	Mar	Apr	Maj	Jun	Jul	Aug	Sep	Okt	Nov	Dec
U odnosu na prethodni mesec (m/m)	0,40%	0,70%	0,40%	0,70%	-0,30%	-0,30%	-0,20%	0,00%	-0,50%	0,10%	0,20%	
U odnosu na isti mesec 2018. (y/y)	2,10%	2,40%	2,80%	3,10%	2,20%	1,50%	1,60%	1,30%	1,10%	1,00%	1,50%	
U odnosu na decembar 2018.		1,10%	1,50%	2,30%	2,00%	1,70%	1,50%	1,50%	1,00%	1,20%	1,40%	
Datum objavljivanja / Published date	22.02.19	12.03.19	12.04.19	13.05.19	12.06.19	12.07.19	12.08.19	12.09.19	11.10.19	12.11.19	12.12.19	



INDUSTRIJSKA PROIZVODNJA / Industrial production / 2019

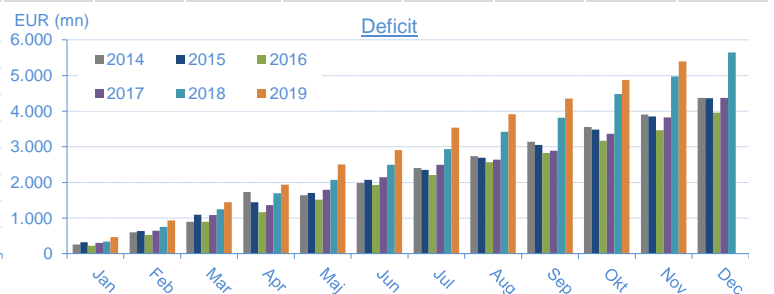
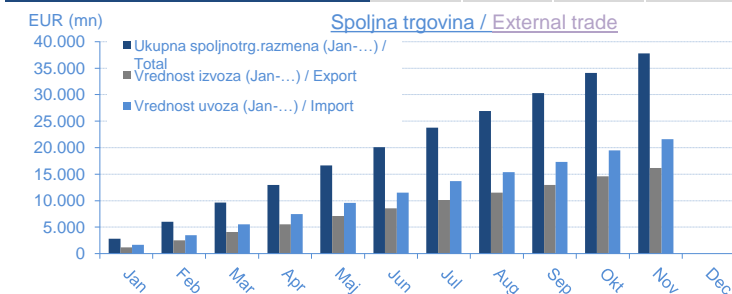
	Jan	Feb	Mar	Apr	Maj	Jun	Jul	Aug	Sep	Okt	Nov	Dec
U odnosu na isti mesec 2018 (m/m)	-5,50%	2,40%	-2,80%	-0,80%	-0,60%	-6,10%	3,70%	0,50%	1,60%	0,50%	1,10%	
U odnosu na isti period 2018 (jan-...) (y/y)	-5,50%	-1,40%	-1,90%	-1,50%	-1,30%	-2,00%	-1,30%	-1,00%	-0,70%	-0,70%	-0,40%	
U odnosu na prosek 2018	-12,20%	-7,40%	2,30%	-4,40%	1,10%	-2,50%	1,70%		3,80%	10,50%	7,60%	
Datum objavljivanja / Published date	28.02.19	29.03.19	30.04.19	31.05.19	28.06.19	31.07.19	30.08.19	30.09.19	31.10.19	29.11.19	29.12.19	



SPOLJNOTRGOVINSKA ROBNA RAZMENA / External Trade / 2019

* u eur mln

Mesec/Month	Jan	Feb	Mar	Apr	Maj	Jun	Jul	Aug	Sep	Okt	Nov	Dec
Ukupna spoljnotrg.razmena (Jan-...) / Total	2.840,40	6.015,80	9.626,40	12.958,60	16.675,50	20.077,90	23.801,00	26.891,80	30.323,80	34.095,90	37.765,80	
Promena / Yearly change	7,80%	9,80%	8,10%	8,30%	9,70%	8,00%	9,00%	7,90%	7,90%	7,50%	7,60%	
Vrednost izvoza (Jan-...) / Export	1.186,90	2.539,90	4.092,80	5.510,50	7.087,40	8.584,20	10.131,20	11.488,50	12.986,20	14.607,70	16.183,60	
Promena / Yearly change	3,00%	7,10%	6,90%	7,30%	8,30%	6,70%	7,20%	6,90%	7,00%	7,30%	7,40%	
Vrednost uvoza (Jan-...) / Import	1.653,50	3.475,90	5.533,60	7.448,10	9.588,10	11.493,70	13.669,80	15.403,30	17.337,60	19.488,20	21.582,20	
Promena / Yearly change	11,50%	11,70%	9,00%	9,00%	10,80%	9,10%	10,40%	8,70%	8,70%	7,80%	7,70%	
Deficit (jan-...)	466,70	936,00	1.440,80	1.937,70	2.500,70	2.909,50	3.538,60	3.914,80	4.351,40	4.880,50	5.398,60	
Promena / Yearly change	40,90%	26,50%	15,60%	14,20%	18,80%	17,00%	20,60%	14,50%	14,10%	9,20%	8,60%	
Pokrivенost uvoza izvozom (Export/Import ratio)	71,80%	73,10%	74,00%	74,00%	73,90%	74,70%	74,10%	74,60%	74,9%	74,9%	75,0%	
Datum objavljivanja / Published date	12.03.19	29.03.19	30.04.19	31.05.19	28.06.19	31.07.19	30.08.19	30.09.19	31.10.19	29.11.19	29.12.19	



BUDŽETSKI BALANS / Budget balance

* u rsd mln

Budžetski balans u 2018.	32.183,97
January 2019	23.620,61
February 2019	-1.429,81
March 2019	-6.363,12
April 2019	-10.322,94
May 2019	2.776,26
June 2019	13.189,82
July 2019	27.059,77
August 2019	-1.883,59
September 2019	3.248,29
October 2019	14.877,82
November 2019	
December 2019	
Budžetski balans u 2019. / Total 2019	64.773,12
Planirani deficit u 2019. / Planned	-3.344,12
Ostvarenje plana / Realisation	
Datum ažuriranja / Published date	05.12.19

